



Marine heatwaves lead to bleaching and mass mortality in a key zoantharian

Marcelo O. Soares^{1,2} · Emanuelle F. Rabelo³ · Anne L. Gurgel¹

Received: 20 July 2022 / Revised: 3 October 2022 / Accepted: 6 October 2022 / Published online: 20 January 2023
© The Author(s) 2023

Abstract

The increased frequency of severe marine heatwaves (MHWs) is a major contributing factor contributing to mass bleaching and large-scale mortality in reef-building corals. However, the effects of MHWs on other major reef organisms (e.g., zoantharians) are poorly studied. In this study, we demonstrate the vulnerability of the key habitat-forming zoantharian *Zoanthus sociatus* to severe MHWs. Temporal image analysis from 2019 to 2022 on intertidal South Atlantic reefs shows extensive healthy colonies (2019), bleaching (2020), and mass mortality of *Z. sociatus* with the occupation of the entire space by filamentous algae (2022). We calculated a loss of 99.6% of total area of the colonies due to mass mortality after the bleaching event. Thermal stress was identified during mass bleaching in *Z. sociatus* in 2020 by indicators such as MHWs and degree heating weeks (DHWs). In the first 6 months of 2020, this low-latitude region underwent three MHWs at 1.5, 2.0, and 1.3°C above the mean temperature. Moreover, the most intense (2°C) and longest (76 days) MHW occurred near the detected mass bleaching. Furthermore, DHWs (14.5 to 17.6) showed that 2020 had the highest and longest heat stress recorded in this century (since 2001) in this extreme reef. Despite its adaptation to this harsh intertidal habitat, our results showed the vulnerability of *Z. sociatus* to high heat-light stress on these reefs when exposed to high desiccation, elevated temperatures (>30°C), higher salinities, and solar irradiation at low tides. We suggest that *Z. sociatus* is most vulnerable to severe and repetitive bleaching due to its higher dependence on autotrophy. In this regard, these marginal reef specialists are near the bleaching threshold limit that increases their vulnerability to environmental changes, such as MHWs, especially in intertidal reefs. Our study highlights the vulnerability of symbiotic zoantharians to heat-light stress and the need to include these organisms in long-term monitoring to assess their recovery potential and resilience to climate change in reefs worldwide.

Keywords Climate change · *Zoanthus sociatus* · Autotrophy · Coral reefs · Heat stress

Introduction

Shallow-water reefs are undergoing a global transformation due to local disturbances (e.g., pollution) and climate change-related phenomena, such as marine heatwaves (MHWs) (Duarte et al. 2020; Smale et al. 2019). The increased frequency

of severe MHWs has been one of the main factors contributing to mass bleaching and large-scale mortality in reef-building corals (Hughes et al. 2017). However, the effects of MHWs on other major reef organisms (e.g., zoantharians) are poorly studied (Reimer et al. 2021; Soares et al. 2022).

Zoantharians are colonial cnidarians that are key components of tropical reefs (Santos et al. 2016; Reimer et al. 2021; Soares et al. 2022). In some tropical and subtropical reefs, non-reef-building zoantharians have shown persistence and resilience in the face of climate change (Reimer et al. 2021), such as on South Atlantic phase-shifting reefs where *Palythoa* has increased in abundance (Cruz et al. 2016). However, some zoantharian species (e.g., *Palythoa* and *Zoanthus sansibaricus*) are vulnerable to MHWs (Goreau 1964; Reimer et al. 2021; Singh et al. 2022; Soares et al. 2022); a topic that needs further study to investigate species-specific effects. In this study, we demonstrate the vulnerability of the key habitat-forming zoantharian *Zoanthus sociatus* to severe and repeated MHWs.

Communicated by B. W. Hoeksema

✉ Marcelo O. Soares
marcelosoares@ufc.br

¹ Instituto de Ciências do Mar (LABOMAR), Universidade Federal do Ceará (UFC), Abolição Avenue, 3207 Fortaleza, Brazil

² Reef Systems Group, Leibniz Centre for Tropical Marine Research (ZMT), Fahrenheitstraße 6, Bremen, Germany

³ Departamento de Ecologia, Universidade Federal Rural do Semiárido (UFERSA), Mossoró, Brazil

Material and methods

The study area was the Paracuru Beach, located in the tropical Southwestern Atlantic (Ceará coast, Brazil), with a 3 km stretch of intertidal reef, which is fully exposed at low tide. There is a great abundance of zoantharians (e.g., *Zoanthus sociatus*, *Palythoa caribaeorum*, and *P. cf. variabilis*), which form large colonies on sandstone reefs (Rabelo et al. 2013; Portugal et al. 2016). This reef is under the influence of the mesotidal regime (tidal range is 2–4 m) which generates a daily period of about 12 h (usually 6 h during the day and 6 hours at night) where the reefs and zoantharians are exposed at low tide. In the study area, normal temperature (30.3 to 33.5 °C), and salinity (35.2 to 43.2) values at low tides characterized an extreme reef habitat (Barros et al. 2021).

Our sampling covered the area where the species occurs on this intertidal reef. This occurrence zone of *Z. sociatus* is a small and restricted reef zone and is at the limit between the intertidal and subtidal zone (outer mid-littoral with 20 m zone) (Rabelo et al. 2015), which increases the risk of local disappearance. In this narrow zone, isolated colonies of *Z. sociatus* colonized more exposed areas such as the top of elevated and exposed sandstone rocks (Rabelo et al. 2015). We calculated the area of *Zoanthus sociatus* colonies before (2019), during (2020) and after (2022) the mass bleaching event from photos taken at low tide. Area calculations (in cm²) of each colony were made using the Image J program.

Thermal stress was evaluated from oceanographic factors such as DHW (degree heating weeks) and MHW for 2019 and 2020. The DHW is calculated by accumulating temperature readings that are more than one degree Celsius over the historical maximum temperature for a given location (e.g., study area). Thus if the temperature is 2 °C above the summer maximum for 4 weeks then the corresponding DHW indicator is (2 °C × 4 weeks) 8

DHW. The DHW was extracted from the Global Coral Reef Watch (NOAA) at a resolution of 5 km, and corresponds to the accumulation of heat over the previous 3 months. MHW is an indicator produced from NOAA's daily Optimally Interpolated Sea Surface Temperature data and is available at <http://www.marineheatwaves.org/tracker.html> (Schlegel and Smit 2018). In this regard, we used MHW, a recent product for marine heatwaves analysis that qualitatively observes periods of thermal anomalies lasting at least 5 days in a given location.


Results and discussion

Temporal image analysis from 2019 to 2022 (Fig. 1) on intertidal South Atlantic reefs shows extensive healthy colonies in 2019 (Fig. 1a), bleaching in 2020 (Fig. 1b), and mass mortality of *Z. sociatus* with the occupation of the entire space by filamentous algae in 2022 (Fig. 1c). In 2019, the area occupied by each *Z. sociatus* colony ranged from 1,007 and 3,232 cm² (Supplementary Material 1). Even though *Z. sociatus* an accelerated growth in the study area (Rabelo et al. 2013), we detected only residual colonies in 2022 (0.4% of the total area occupied before), even after 2 years of the severe bleaching event in 2020.

Currently (2022) and previously abundant (Rabelo et al. 2013, 2015) *Z. sociatus* persists in the studied reef as small colonies (e.g., 33.6 cm²) (Fig. 2c; Supplementary Material 1) on lateral or shaded reef surfaces. Thus, we calculated a loss of 99.6% of total area occupied by all colonies due to mass mortality after the bleaching event.

Record-breaking thermal stress was identified during mass bleaching in *Z. sociatus* in 2020 by indicators such as MHWs, DHWs, and sea surface temperature (SST). In the first 6 months of 2020, this low-latitude region underwent three MHWs at 1.5 (03/01/2020 to 17/02/2020), 2.0 (29/02/2020 to 14/05/2020),

Fig. 1 Bleaching process and mass mortality of the habitat-forming zoantharian *Zoanthus sociatus* on an intertidal reef in the Tropical Southwestern Atlantic (Paracuru, coast of Ceará state, Brazil, 3° 25' 31" S, 39° 1' 29" W). **a** To the left are healthy colonies of 3232 cm² (09/27/2019); **b** in the center are bleached colonies (arrows) (06/23/2020); **c** to the right is mass mortality with occupation by filamentous algae (07/16/2022). Scale: 10 cm






Fig. 2 **a** Drone image showing the reef under study, with locality (arrow) shown in **b**; **b** Healthy *Zoanthus sociatus* colonies (09/27/2019) on an exposed rock at low tide; **c** *Z. sociatus* (circle) persists in the studied intertidal reef after mass bleaching and mortality as small colonies on lateral or shaded reef surfaces (07/16/2022, Tropical Southwestern Atlantic, Paracuru, Ceará coast, Brazil, 3°25'31" S, 39°1'29" W)

and 1.3 °C (22/05/2020 to 25/06/2020) above the mean temperature. Moreover, the most intense (2.0 °C) and longest (76 days) MHW occurred near the detected mass bleaching (Fig. 1b). Furthermore, degree heating weeks (DHW) showed that 2020 had the highest and longest heat stress recorded in this century in this marginal reef, with May at 17.6 °C/week (Table 1). In the same month in 2019 (with healthy *Z. sociatus* colonies) (Fig. 1a), the DHW was ~ 3 times lower (5.2 °C/week). The highest values of 2020 DHW were observed in April (14.8 °C/week), May (17.6 °C/week), and June (14.5 °C/week). Accordingly, the highest MHWs in these months of 2020, corroborating severe thermal stress (Table 1)

To our knowledge, this is the first temporal record of the impact of MHW on mass bleaching and mortality in this major and widespread species. No diseases were detected in the field surveys and no other events that could generate bleaching (e.g., pollution) due to it being an area (Fig. 2a) with low anthropogenic pressure (Portugal et al. 2016). In 2019/2020, degree heating weeks (DHW) of 19.65 coincided with catastrophic declines in coral cover in Southwestern Atlantic reefs, especially in the major reef building hydrocoral *Millepora alcicornis* (Duarte et al. 2020). Interestingly, in this recent and severe marine heatwave, healthy colonies and absence of mass mortality were detected in *Z. sociatus* (Duarte et al. 2020) a result which is different from ours. However, the study of Duarte et al. (2020) was conducted in a subtidal environment (4 to 8m depth) while our research was in intertidal reef habitat. The subtidal zone is inherently more stable than the intertidal zone (Reimer et al.

Table 1 Heat stress showing monthly Degree Heating Week (DHW) values between 2019 and 2020 in the Equatorial Southwestern Atlantic (Ceará coast, Brazil). Color changes with 2 °C/week variation, with minimum values shown in pink and maximum values shown in red color

	2019	2020
January	0.0	0.2
February	0.0	2.8
March	0.2	7.5
April	1.8	14.8
May	5.2	17.6
June	5.3	14.5
July	2.8	7.0
August	0.0	1.8
September	0.0	0.0
October	0.0	0.0
November	0.0	0.0
December	0.0	0.0

2021; Soares et al. 2022), so differences in resistance in *Z. sociatus* may be misinterpreted (Fig. 3).

Zoanthus sociatus is an abundant zoantharian species on West Atlantic reefs, which is essentially autotrophic, with a high photosynthesis rate (Goreau 1964; Graham et al. 2015; Santos et al. 2016; Leal et al. 2017a; Rosa et al. 2018; Montenegro et al. 2020). In the South Atlantic, the intertidal habitat (emerged and in tidal pools) showed C isotopes ($\delta^{13}\text{C}$) ranging from 10.68 to 13.96 ‰ and significant photochemical efficiency and

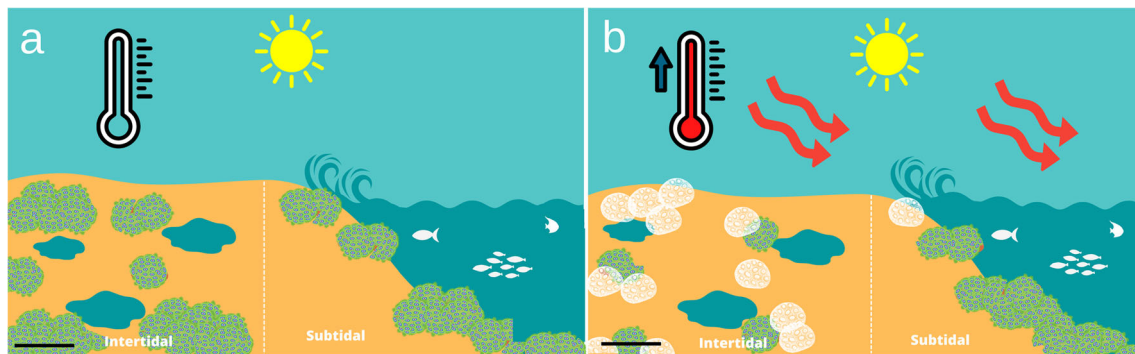


Fig. 3 Heat-light stress in *Zoanthus sociatus* in intertidal and subtidal habitats. Scenario **a**: Under normal conditions of sea surface temperature and without the occurrence of marine heatwaves (or other stressors), the colonies of *Zoanthus sociatus* in the intertidal and subtidal

reefs remain healthy. Scenario **b**: With the increase of severe MHWs, the colonies of *Zoanthus sociatus* in the intertidal region are more vulnerable to bleaching and mass mortality, compared to those in the subtidal reef habitat

Symbiodinium density, showing major autotrophic input (Leal et al. 2017a, 2017b). Despite its adaptation to this harsh intertidal habitat (Rabelo et al. 2014, 2015), our results showed its vulnerability to high heat and light stress on these intertidal reefs when exposed to high desiccation, elevated sea temperatures (>30 °C), higher salinities, solar irradiation, and air temperature exposure at low tides. The aerial exposure conditions in intertidal reefs induce reversible downregulation of photochemical processes but no photophysiological impairment or bleaching in *Z. sociatus* (Leal et al. 2017b).

We suggest that *Z. sociatus* is most vulnerable to severe and repetitive bleaching due to its higher dependence on autotrophy, unlike *Palythoa*, which is mainly heterotrophic according to Sorokin (1991) and Rosa et al. (2016), it has shown resilience in coral reefs worldwide (Cruz et al. 2016; Reimer et al. 2021; Soares et al. 2022). Zoantharian bleaching events of *Z. sociatus* and *Palythoa* spp. have been detected at intertidal and subtidal habitats (Soares et al. 2022) over the last 60 years in West Atlantic reefs, especially in 1963 (Goreau 1964), in 2002–2003 (Ferreira and Maida 2006), in 2010 (Soares and Rabelo 2014), and during the most intense marine heatwave ever recorded on the Brazilian coast in 2019–2020 (Duarte et al. 2020). In this recent event, between 29.9% and 46.3% of *P. caribaeorum* colonies were bleached however with low mortality rates (0 to 2.1% of colonies) (Duarte et al. 2020). *Palythoa caribaeorum* populations appear to be resilient and able to survive and recover after episodic bleaching events with a high heterotrophic input (Rosa et al. 2016, 2018). In this regard, heterotrophy plays a major role in the trophic ecology content of *P. caribaeorum*, particularly because two of the prevailing fatty acids are common biomarkers of phyto- and zooplankton (Rosa et al. 2016). Moreover, in addition to its morphological plasticity, *P. caribaeorum* seems to display a trophic plasticity when facing exposure to air (common on intertidal reefs) by changing the bulk of energy with autotrophic and heterotrophic origin in such intertidal reefs (Rosa et al. 2016).

Zoantharians are now thought to be expanding their populations and may be dominant species in a future scenario of human impacts and global climate change over coastal and marine

ecosystems (Cruz et al. 2016; Reimer et al. 2021). We demonstrate that not all species are resilient and can actually be affected, for example, by severe heat-light stress especially in marginal intertidal reefs. In this regard, these marginal reef specialists are near the bleaching threshold limit (Singh et al. 2022; Soares et al. 2022), which increases their vulnerability to environmental changes, such as MHWs, especially in intertidal reefs. Thus, marginal reefs are ecologically distinct ecosystems and represent limited potential as climate-change refugia (Soares 2020). In this regard, our study highlights the vulnerability of autotrophic-dependent zoantharians to MHWs and the need to include these organisms in long-term monitoring to assess their recovery potential and resilience to climate change in reefs worldwide.

Supplementary Information The online version contains supplementary material available at <https://doi.org/10.1007/s12526-022-01319-8>.

Acknowledgements The authors are thankful to the editor and the three reviewers for their competence and accuracy in revising and improving the manuscript. We thank Prof. Marcus Vinicius for the drone photos. We thank the Conselho Nacional de Desenvolvimento Científico e Tecnológico (Research Productivity Fellowship No. 313518/2020-3, PELD Costa Semiárida do Brasil-CSB (CNPq/FUNCAP No. 442337/2020-5), CAPES-PRINT, CAPES-Alexander Von Humboldt Foundation, and Fundação Cearense de Apoio ao Desenvolvimento Científico e Tecnológico (Chief Scientist Program) for their financial support.

Funding Open Access funding enabled and organized by Projekt DEAL. This study was funded by CNPq, Alexander Von Humboldt Stiftung, FUNCAP, and CAPES (grants 442337/2020-5, 313518/2020-3, and CAPES-PRINT, CAPES-AVH).

Declarations

Conflict of interest The authors declare no competing interests.

Ethics approval No animal testing was performed during this study.

Sampling and field studies The study does not contain sampling material or data from field studies.

Data availability Data sharing not applicable to this article as no datasets were generated or analyzed during the current study.

Author contribution MOS conceptualized and wrote the paper. EFR reviewed and edited the manuscript. ALG obtained pictures, reviewed and edited the manuscript.

Open Access This article is licensed under a Creative Commons Attribution 4.0 International License, which permits use, sharing, adaptation, distribution and reproduction in any medium or format, as long as you give appropriate credit to the original author(s) and the source, provide a link to the Creative Commons licence, and indicate if changes were made. The images or other third party material in this article are included in the article's Creative Commons licence, unless indicated otherwise in a credit line to the material. If material is not included in the article's Creative Commons licence and your intended use is not permitted by statutory regulation or exceeds the permitted use, you will need to obtain permission directly from the copyright holder. To view a copy of this licence, visit <http://creativecommons.org/licenses/by/4.0/>.

References

- Barros Y, Lucas CC, Soares MO (2021) An urban intertidal reef is dominated by fleshy macroalgae, sediment, and bleaching of a resilient coral (*Siderastrea stellata*). *Mar Pollut Bull* 173:112967. <https://doi.org/10.1016/j.marpolbul.2021.112967>
- Cruz ICS, Meira VH, Kikuchi RKP, Creed JC (2016) The role of competition in the phase shift to dominance of the zoanthid *Palythoa* cf. *variabilis* on coral reefs. *Mar Environ Res* 115:28–35. <https://doi.org/10.1016/j.marenvres.2016.01.008>
- Duarte GAS, Villela HDM, Deocleciano M, Silva D, Barno A, Cardoso PM, Vilela CLS, Rosado P, Messias CSMA, Chacon MA, Santoro EP, Olmedo DB, Szpilman M, Rocha LA, Sweet M, Peixoto RS (2020) Heat waves are a major threat to turbid coral reefs in Brazil. *Front Mar Sci* 7:179. <https://doi.org/10.3389/fmars.2020.00179>
- Ferreira BP, Maida M (2006) Monitoramento dos recifes de coral do Brasil. MMA, Secretaria de Biodiversidade e Florestas. <https://www.terrabrasilis.org.br/ecotecadigital/pdf/serie-biodiversidade%2D%2D18-monitoramento-de-recifes-de-coral-do-brasil-situacao-atual-e-perspectivas.pdf>
- Goreau TF (1964) Mass expulsion of zooxanthellae from Jamaica reef communities after hurricane flora. *Science* 145:383–386. <https://doi.org/10.1126/science.145.3630.3>
- Graham ER, Parekh A, Devassy RK, Sanders RW (2015) Carbonic anhydrase activity changes in response to increased temperature and pCO₂ in *Symbiodinium*-zoanthid associations. *J Exp Mar Biol Ecol* 473:218–226. <https://doi.org/10.1016/j.jembe.2015.08.017>
- Hughes TP, Kerry JT, Álvarez-Noriega M, Álvarez-Romero JG, Anderson KD, Baird AW et al (2017) Global warming and recurrent mass bleaching of corals. *Nature* 543(7645):373–377. <https://doi.org/10.1038/nature21707>
- Leal MC, Rocha RJM, Anaya-Rojas JM, Cruz ICS, Ferrier-Pagès CF (2017a) Trophic and stoichiometric consequences of nutrition for the intertidal tropical zoanthid *Zoanthus sociatus*. *Mar Pollut Bull* 119(1):169–175. <https://doi.org/10.1016/j.marpolbul.2017.03.054>
- Leal MC, Cruz ICS, Mendes CR, Calado R, Kikuchi RKP, Rosa R, Soares AMVM, Seródio J, Rocha RJM (2017b) Photobiology of the zoanthid *Zoanthus sociatus* in intertidal and subtidal habitats. *Mar Freshw Res* 67(12):1991–1997. <https://doi.org/10.1071/MF15300>
- Montenegro J, Hoeksema BW, Santos MEA, Kise H, Reimer JD (2020) Zoantharia (Cnidaria: Hexacorallia) of the Dutch Caribbean and one new species of *Parazoanthus*. *Diversity* 12:190. <https://doi.org/10.3390/d12050190>
- Portugal AB, Carvalho FL, Carneiro PBM, Rossi S, Soares MO (2016) Increased anthropogenic pressure decreases species richness in tropical intertidal reefs. *Mar Environ Res* 120:44–54. <https://doi.org/10.1016/j.marenvres.2016.07.005>
- Rabelo EF, Soares MO, Matthews-Cascon (2013) Competitive interactions among zoanthids (Cnidaria: Zoanthidae) in an intertidal zone of northeastern Brazil. *Braz J Oceanogr* 61(1):35–42. <https://www.scielo.br/pdf/bjoc/v61n1/a04v61n1.pdf>
- Rabelo EF, Rocha LL, Colares GB, Bomfim TA, Nogueira VLR, Katzenberger M, Matthews-Cascon H, Melo VMM (2014) *Symbiodinium* diversity associated with zoanthids (Cnidaria: Hexacorallia) in Northeastern Brazil. *Symbiosis* 64:105–113. <https://doi.org/10.1007/s13199-014-0308-9>
- Rabelo EF, Soares MO, Bezerra LEA, Matthews-Cascon H (2015) Distribution pattern of zoanthids (Cnidaria: zoantharia) on a tropical reef. *Mar Biol Res* 11(6):584–592. <https://doi.org/10.1080/17451000.2014.962542>
- Reimer JD, Wee HB, López C, Beger M, Cruz ICS (2021) Widespread *Zoanthus* and *Palythoa* dominance, barrens, and phase shifts in shallow water subtropical and tropical marine ecosystems. *Oceanogr Mar Biol* 59:533–558. <https://doi.org/10.1201/9781003138846-7>
- Rosa IC, Rocha RJM, Lopes A, Cruz ICS, Calado R, Bandarra N, Kikuchi RK, Soares AMVM, Seródio J, Rosa R (2016) Impact of air exposure on the photobiology and biochemical profile of an aggressive intertidal competitor, the zoanthid *Palythoa caribaeorum*. *Mar Biol* 163:222. <https://doi.org/10.1007/s00227-016-3002-z>
- Rosa IC, Rocha RJM, Cruz I, Lopes A, Menezes N, Bandarra N, Kikuchi R, Seródio J, Soares AMVM, Rosa R (2018) Effect of tidal environment on the trophic balance of mixotrophic hexacorals using biochemical profile and photochemical performance as indicators. *Mar Environ Res* 135:55–62. <https://doi.org/10.1016/j.marenvres.2018.01.018>
- Santos MEA, Kitahara MV, Lindner A, Reimer JD (2016) Overview of the order Zoantharia (Cnidaria: Anthozoa) in Brazil. *Mar Biodivers* 46:547–559. <https://doi.org/10.1007/s12526-015-0396-7>
- Schlegel RW, Smit AJ (2018) heatwaveR: a central algorithm for the detection of heatwaves and cold-spells. *J Open Sour Softw* 3:821. <https://doi.org/10.21105/joss.00821>
- Singh A, Thakur NL, Sheik F (2022) Differential tolerance capacity of intertidal organisms (sponge and zoanthids) to the environmental stresses: Preliminary findings from a rockpool transplantation experiment. *J Earth Syst Sci* 131:1. <https://doi.org/10.1007/s12040-021-01739-3>
- Smale DA, Wernberg T, Oliver ECJ, Thomsen M, Harvey BP, Straub SC et al (2019) Marine heatwaves threaten global biodiversity and the provision of ecosystem services. *Nat Clim Change* 9:306–312. <https://doi.org/10.1038/s41558-019-0412-1>
- Soares MO (2020) Marginal reef paradox: a possible refuge from environmental changes? *Ocean Coast Manage* 185:105063. <https://doi.org/10.1016/j.ocecoaman.2019.105063>
- Soares MO, Rabelo EF (2014) Primeiro registro de branqueamento de corais no litoral do Ceará (NE, Brasil): Indicador das mudanças climáticas? *Revista Geociências UNESP* 33: 1-10
- Soares MO, Kitahara MV, Santos MEA, Bejarano S, Rabelo EF, Cruz ICS (2022) The flourishing and vulnerabilities of zoantharians on Southwestern Atlantic reefs. *Mar Environ Res* 173:105535. <https://doi.org/10.1016/j.marenvres.2021.105535>
- Sorokin YI (1991) Biomass, metabolic rates and feeding of some common reef zoantharians and octocorals. *Aust J Mar Freshw Res* 42: 729–741. <https://doi.org/10.1071/MF9910729>

Publisher's note Springer Nature remains neutral with regard to jurisdictional claims in published maps and institutional affiliations.